

RCF Construction

October 2, 2011



Consolidated Rental Car Facility
October 2, 2011



Consolidated Rental Car Facility
September 3, 2011

September 3, 2011

RCF Construction



RCF CSB Escalator Openings Paint/Lighting



MT Way-Finding/Curbside Project Traffic Control



L to R: CNG Storage Tanks, Bus Wash, Bus Maintenance Building



Sign Bridge Install over North Airport Expressway

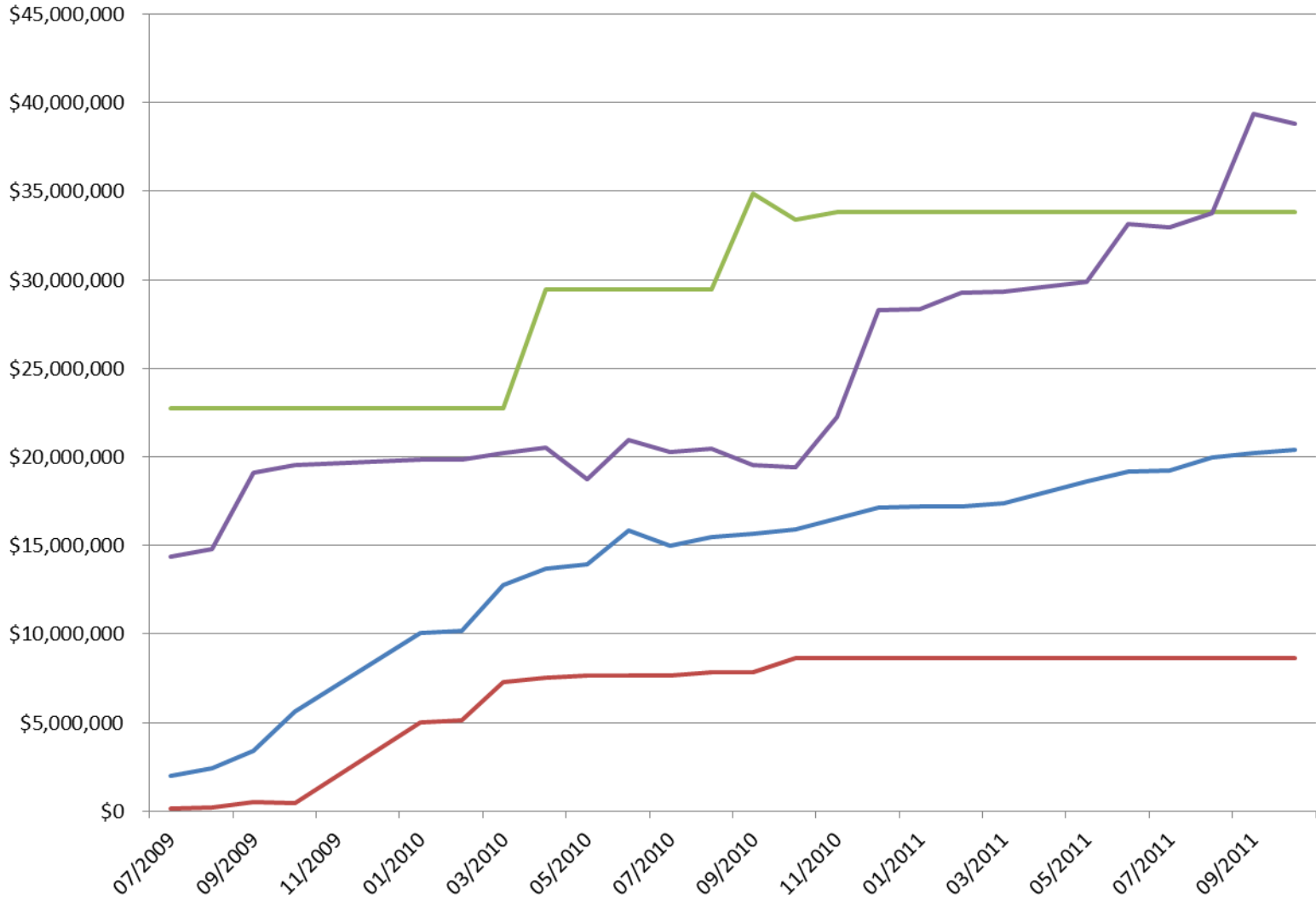
Rental Car Facility Program Contract - Status Summary

	Base Contract Amount	Revised	Additional Costs *		Unallocated Balance	Billed to date (as of September 30, 2011)
			In review **	Executed		
Consolidated Rental Car Facility						
Total Construction Costs	\$224,837,739	\$211,421,525	\$417,845	\$208,569,922	\$2,433,758	\$201,836,451
<u>Construction Contingency Summary</u>						
Non Suspension Contract Changes	\$5,953,159	\$17,031,082	\$18,346,604	\$11,743,610	(\$13,059,132)	\$9,014,216
Suspension Related Contract Changes		\$16,800,000	89,202	\$8,640,600	<u>\$8,070,198</u>	\$8,649,973
					(\$2,555,176)	
Off Site Roads						
Construction Contract Amount	\$7,627,485			\$7,627,485	\$0	\$7,344,943
Construction Contingency	\$1,087,000	\$2,707,000	\$722,668	\$2,118,868	\$-134,536	\$1,672,916
Bus Maintenance Facility						
Construction Contract Amount	\$13,086,444			\$13,164,821	\$0	\$6,338,242
Construction Contingency	\$1,611,000		\$286,512	\$78,377	\$1,246,111	\$64,754
Wayfinding Signage/Curbside						
Construction Contract Amount	\$738,000			\$738,000	\$0	\$0
Construction Contingency	\$188,000		\$0	\$20,000	\$168,000	\$0

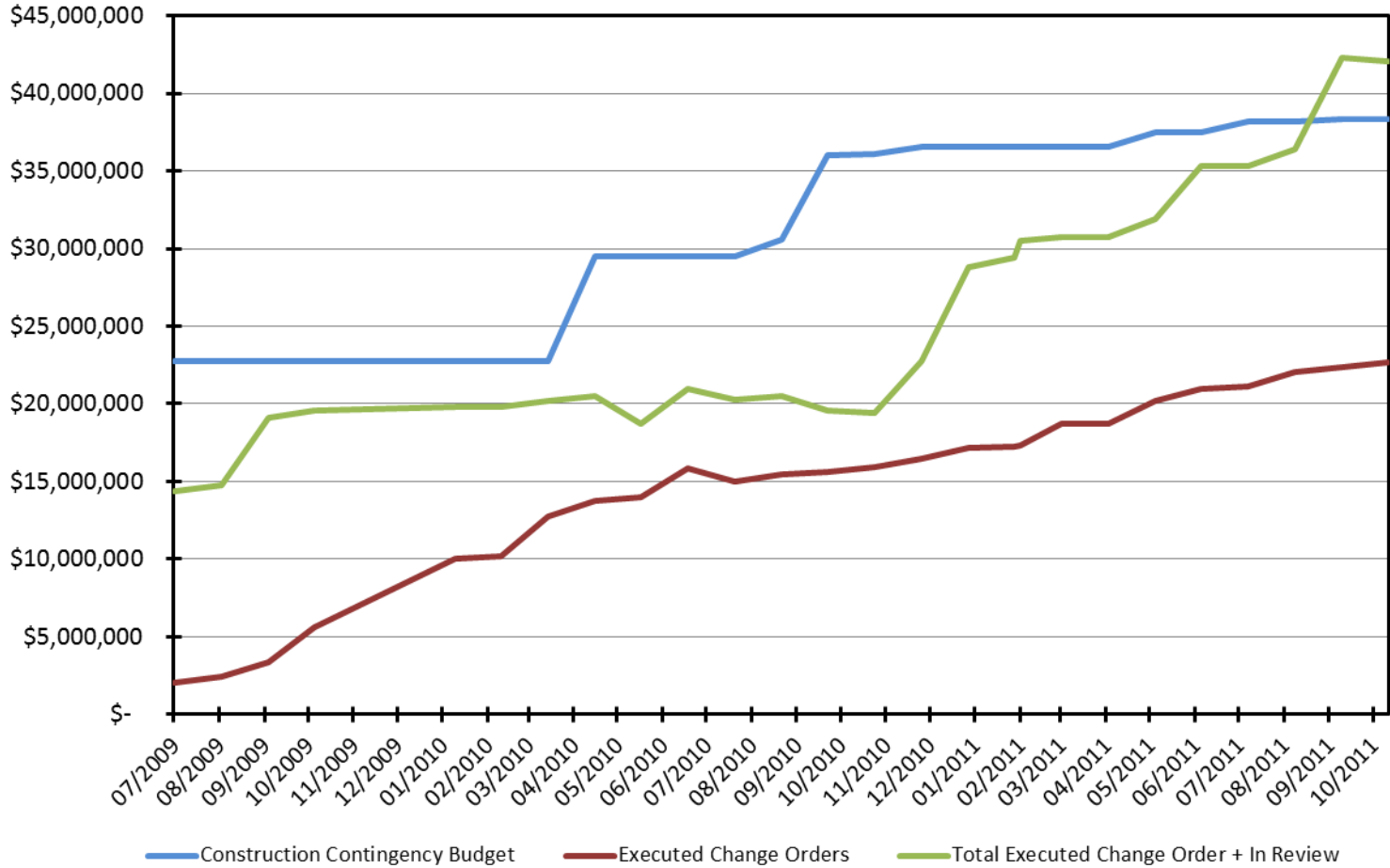
NOTE: * updated as of October 11, 2011

** includes costs in dispute for entitlement or quantum

RCF Construction Contingency Trending to Date



RCF Program Construction Contingency Trending to Date Summary (RCF, ORI and BMF)

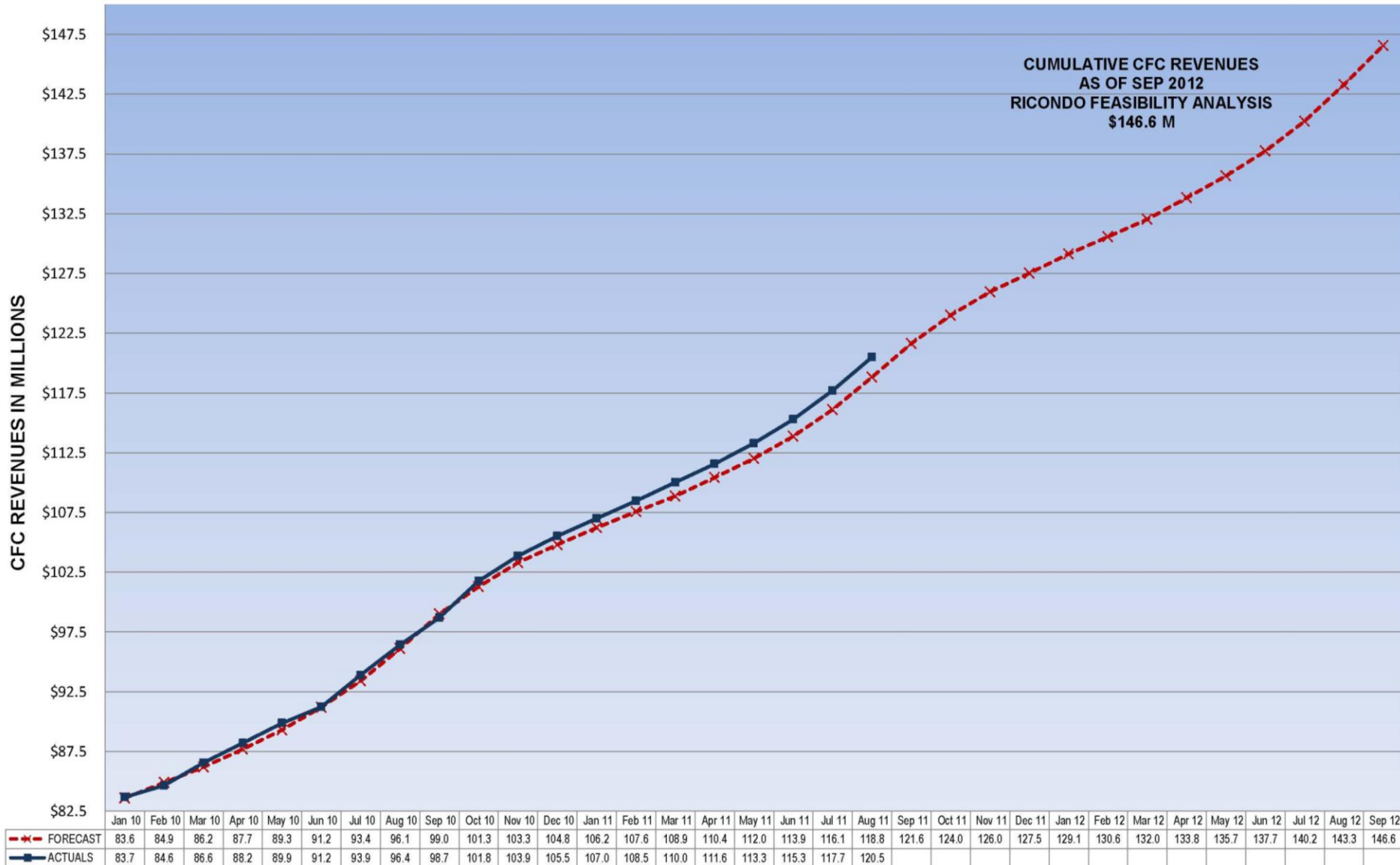




Consolidated Rental Car Facility Program Costs as of 10/17/2011

Project	6/30/09 Budget	2/2/10 Authorization	Approved Transfers/ Trends	Pending Transfers/ Trends	Remaining Contingency	Expended to Date	Forecast to complete
RCF	\$350,772,000	\$350,772,000	\$20,714,210	\$18,435,806	(\$2,555,176)	\$309,392,376	\$351,470,763
BMF	\$28,282,000	\$28,282,000	(\$1,821,623)	\$286,512	\$1,246,111	\$11,433,898	\$26,382,000
ORI	\$19,542,000	\$19,542,000	(\$1,110,132)	\$722,668	\$55,464	\$12,839,161	\$18,253,000
MTI	\$3,383,000	\$3,383,000	(\$655,000)	\$0	\$168,000	\$507,132	\$2,708,000
Buses	\$17,327,000	\$16,000,000	(\$4,911,269)	\$0	\$219,897	\$134,643	\$12,415,731
Unallocated Contingency	\$0	\$0	\$7,996,506	\$0	\$7,996,506	\$0	\$0
Total	\$419,306,000	\$417,979,000	\$20,212,692	\$19,444,986	\$7,130,802	\$334,307,210	\$411,229,494

**SEATTLE-TACOMA INTERNATIONAL AIRPORT
CFC REVENUE FORECAST TO ACTUAL COMPARISON
AUG YTD 2011**



Notes:
The forecast is from the Ricondo Feasibility Analysis which was the basis for the RCF bond issuance
No interest proceeds are reflected in actuals shown above